

# Disposable Probe Adapter Part Number 2508-P-8026

## Instructions for use

### 1 Warnings and Precautions

- Only to be used in conjunction with Keeler Cryomatic (2509-P-1000) and Disposable Cryo Probe (2508-P-7022)
- Check probe before use – do not use or repair if damaged or deformed
- Disconnect probe from adapter only when system is depressurised
- Maximum pressure 5860kPa (850psi)
- Consult Cryomatic instruction manual if in doubt
- Unauthorised interference invalidates warranty
- This device should be used by trained staff experienced in the use of ophthalmic equipment
- USA federal law restricts this device to sale or on the order of a physician


### 2 Operation


Connect the Probe Adapter to the Cryomatic console by aligning the coupling on the console spigots and pushing to a positive click (It is impossible to connect the coupling the wrong way round – correct orientation is with the release button uppermost).

Connect the disposable probe by inserting the probe plug into the adapter and pushing the probe firmly and squarely against the collar(1).

The safety latch(2) will operate and the locking ring(3) will spring towards the probe to confirm that the probe has been successfully connected.

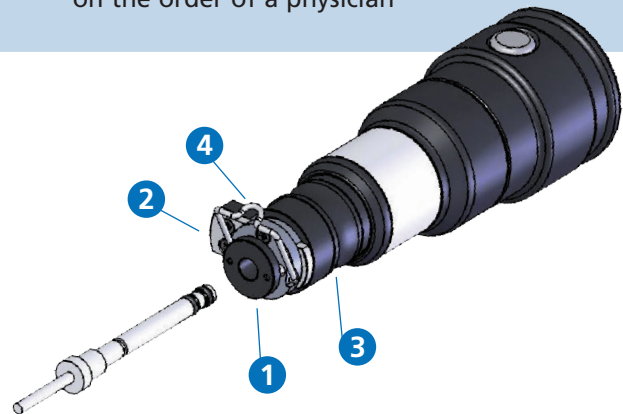
**Before use ensure that the rear safety clip(4) is in the fully down position - under no circumstances should it be used if the safety clip is not in position (refer to image on page 2).**

 The system automatically initiates a purging cycle of 90 seconds. During the purge cycle an animated Wait Symbol is displayed alongside the Probe Symbol.

 Three short beeps signal that the purge cycle is complete. The equipment is now ready for use as indicated by the timer and the Ready Symbol.

Freezing cycles can now be controlled by the Cryomatic footswitch as normal (see Cryomatic user manual).

Continued overleaf 




### 3 Symbols

**STERILE EO** Sterilized using Ethylene Oxide

 Manufacturer

 Caution


 The CE mark on this product indicates it has been tested to and conforms with the provisions noted within the 93/42/EEC Medical Device Directive

 Do Not Reuse

 Use By

 Batch Code/Lot Number/Batch Number

 Consult Instructions For Use

 This Symbol on the Product or on its Packaging and instructions indicates that it was put on the market place after August 2005 and that this product shall not be treated as Household Waste. EU only.

## 4 Disconnecting the disposable probe



The disposable probe should only be removed from the adapter when the system is depressurised as indicated by the ready symbol.

To disconnect the disposable probe from the Probe Adapter move the locking ring(1) away from the disposable probe and operate the latch(2).

The disposable probe should be gently ejected from the adapter. Lift the safety clip(3) and remove the disposable probe plug from the adapter.

The Probe Adapter can itself be removed from the Cryomatic Console by operating the release button(4).



## 5 Cleaning, maintenance and disposal

If necessary, the Probe Adapter can be cleaned using a disposable cloth soaked in mild detergent and warm water. Do not use abrasive compounds or pads. The user should avoid getting electrical contacts wet during the cleaning process.

There are no user serviceable parts in the Probe Adapter and operator maintenance is restricted to inspection of the adapter for signs of damage before every use.

The Probe Adapter should be inspected annually by Keeler trained personnel.

**Repairs should be carried out by Keeler trained personnel or their representatives.**

Ensure that this equipment is disposed of in accordance with local regulations. Please contact the supplier if in doubt.

## 6 Product warranty

2 years against faulty workmanship, materials and labour. Warranty will be conditional on routine maintenance and will not cover calibration or mechanical issues caused as a result of lack of maintenance, poor use, incorrect transport or inappropriate storage conditions.

Manufactured by 

Keeler Limited, Clewer Hill Road, Windsor, Berkshire, SL4 4AA UK

Freephone: 0800 521251 Tel: +44 (0)1753 857177 Fax: +44 (0)1753 827145

Distributed by

USA Sales Office, Keeler Instruments Inc, 3222 Phoenixville Pike, Building #50, Malvern, PA 19355, USA. Toll Free: 1 800 523 5620 Tel: 1 610 353 4350 Fax: 1 610 353 7814



2509-P-8019 Issue E

**Keeler**